

PharmLabs San Diego Certificate of Analysis



Sample **Bhumicanna 90mg D9/CBD/CBG Pain BH081425PN**

Delta9 THC **0.18%** THCa **ND** Total THC (THCa * 0.877 + THC) **0.18%** Delta8 THC **ND**

Sample ID SD250818-135 (121499)	Matrix Edible
Tested for Lifted Made	
Sampled -	Received Aug 18, 2025
Analyses executed CAN+	Reported Aug 21, 2025
Unit Mass (g) 26.944	Num. of Servings 5
	Serving Size (g) 5.39

CAN+ - Cannabinoids

Analyzed Aug 21, 2025 | Instrument HPLC-VWD | Method SOP-001
 The expanded Uncertainty of the Cannabinoids analysis is approximately ±7.81% at the 95% Confidence Level

Analyte	LOD mg/g	LOQ mg/g	Result %	Result mg/g	Result mg/Serving	Result mg/Unit
Cannabidiol (CBD)	0.039	0.16	<LOQ	<LOQ	<LOQ	<LOQ
Cannabidiol (CBD)	0.011	0.03	<LOQ	<LOQ	<LOQ	<LOQ
Cannabidiolic Acid (CBDA)	0.033	0.16	ND	ND	ND	ND
Cannabigerol Acid (CBGA)	0.033	0.16	ND	ND	ND	ND
Cannabigerol (CBG)	0.048	0.16	0.95	9.48	51.10	255.43
Cannabidiol (CBD)	0.069	0.229	0.91	9.06	48.83	244.11
Tetrahydrocannabivarin (THCV)	0.049	0.16	ND	ND	ND	ND
Cannabinol (CBN)	0.047	0.16	ND	ND	ND	ND
Tetrahydrocannabinol (Δ9-THC)	0.092	0.307	0.18	1.79	9.65	48.23
Δ8-tetrahydrocannabinol (Δ8-THC)	0.044	0.16	<LOQ	<LOQ	<LOQ	<LOQ
Cannabicyclol (CBL)	0.0012	0.16	ND	ND	ND	ND
Cannabichromene (CBC)	0.13	0.432	ND	ND	ND	ND
Tetrahydrocannabinolic Acid (THCA)	0.117	0.389	ND	ND	ND	ND
Total THC (THCa * 0.877 + Δ9THC)			0.18	1.79	9.65	48.23
Total THC + Δ8THC (THCa * 0.877 + Δ9THC + Δ8THC)			0.18	1.79	9.65	48.23
Total CBD (CBDA * 0.877 + CBD)			0.91	9.06	48.83	244.11
Total CBG (CBGa * 0.877 + CBG)			0.95	9.48	51.10	255.43
Total Cannabinoids Analyzed			2.03	20.33	109.58	547.77

UJ Unidentified
 ND Not Detected
 N/A Not Applicable
 NT Not Reported
 LOD Limit of Detection
 LOQ Limit of Quantification
 <LOQ Detected
 >ULOL Above upper limit of linearity
 CFU/g Colony Forming Units per 1 gram
 TNTC Too Numerous to Count



DCC license: C8-0000098-LIC
 DEA license: RP0611043
 ISO/IEC 17025:2017 Acc. #85368



Scan the QR code to verify authenticity.

Authorized Signature

Brandon Starr

Brandon Starr, Quality Assurance Manager
 Thu, 21 Aug 2025 13:49:58 -0700


PharmLabs San Diego | 3421 Hancock St., Second Floor, San Diego, CA 92110 | 619.356.0898 | ISO/IEC 17025:2017 Acc. #85368



*This report shall not be reproduced except in full, without the written approval of the lab. This report is for informational purposes only and should not be used to diagnose, treat or prevent any disease. Results are only for samples and batches indicated. Results are reported on an "as received" basis, unless indicated otherwise. When a Pass/Fail status is reported, that status is intended to be in accordance with federal, state and local laws which are required for the customer to be in compliance. The measurement of uncertainty is not included in the Pass/Fail evaluation unless explicitly required by federal, state or local laws and has been reported on the certificate of analysis. Measurement of uncertainty is available upon request.

Bhumicanna 90mg D9/CBD/CBG Pain

 Sample ID: SA-250815-67160
 Batch: BH081425PN
 Type: Finished Product - Ingestible
 Matrix: Edible - Gummy
 Unit Mass (g):

 Received: 08/18/2025
 Completed: 08/27/2025


Summary

Test	Date Tested	Status
Foreign Matter	08/20/2025	Tested
Heavy Metals	08/27/2025	Passed
Microbials	08/22/2025	Passed
Mycotoxins	08/27/2025	Passed
Pesticides	08/27/2025	Passed
Residual Solvents	08/21/2025	Passed

Not Tested Total Δ9-THC	Not Tested Total CBD	Not Tested Total Cannabinoids	Not Tested Moisture Content	Not Detected Foreign Matter	Yes Internal Standard Normalization
-----------------------------------	--------------------------------	---	---------------------------------------	---------------------------------------	---

Heavy Metals by ICP-MS

Analyte	LOD (ppm)	LOQ (ppm)	Result (ppm)	P/F
Arsenic	0.002	0.02	ND	P
Cadmium	0.001	0.02	ND	P
Lead	0.002	0.02	ND	P
Mercury	0.012	0.05	ND	P

ND = Not Detected; NT = Not Tested; LOD = Limit of Detection; LOQ = Limit of Quantitation; P = Pass; F = Fail; RL = Reporting Limit; Values over action limits may be estimates



 Generated By: Ryan Bellone
 Commercial Director
 Date: 08/27/2025



 Tested By: Chris Farman
 Scientist
 Date: 08/27/2025


Bhumicanna 90mg D9/CBD/CBG Pain

 Sample ID: SA-250815-67160
 Batch: BH081425PN
 Type: Finished Product - Ingestible
 Matrix: Edible - Gummy
 Unit Mass (g):

 Received: 08/18/2025
 Completed: 08/27/2025

Pesticides by LC-MS/MS and GC-MS/MS

Analyte	LOD (ppb)	LOQ (ppb)	Result (ppb)	P/F	Analyte	LOD (ppb)	LOQ (ppb)	Result (ppb)	P/F
Abamectin	30	100	ND	P	Hexythiazox	30	100	ND	P
Acephate	30	100	ND	P	Imazalil	30	100	ND	P
Acequinocyl	30	100	ND	P	Imidacloprid	30	100	ND	P
Acetamiprid	30	100	ND	P	Kresoxim methyl	30	100	ND	P
Aldicarb	30	100	ND	P	Malathion	30	100	ND	P
Azoxystrobin	30	100	ND	P	Metalaxyl	30	100	ND	P
Bifenazate	30	100	ND	P	Methiocarb	30	100	ND	P
Bifenthrin	30	100	ND	P	Methomyl	30	100	ND	P
Boscalid	30	100	ND	P	Mevinphos	30	100	ND	P
Carbaryl	30	100	ND	P	Myclobutanil	30	100	ND	P
Carbofuran	30	100	ND	P	Naled	30	100	ND	P
Chloranthraniliprole	30	100	ND	P	Oxamyl	30	100	ND	P
Chlorfenapyr	30	100	ND	P	Paclobutrazol	30	100	ND	P
Chlorpyrifos	30	100	ND	P	Permethrin	30	100	ND	P
Clofentezine	30	100	ND	P	Phosmet	30	100	ND	P
Coumaphos	30	100	ND	P	Piperonyl Butoxide	30	100	ND	P
Cypermethrin	30	100	ND	P	Prallethrin	30	100	ND	P
Daminozide	30	100	ND	P	Propiconazole	30	100	ND	P
Diazinon	30	100	ND	P	Propoxur	30	100	ND	P
Dichlorvos	30	100	ND	P	Pyrethrins	30	100	ND	P
Dimethoate	30	100	ND	P	Pyridaben	30	100	ND	P
Dimethomorph	30	100	ND	P	Spinetoram	30	100	ND	P
Ethoprophos	30	100	ND	P	Spinosad	30	100	ND	P
Etofenprox	30	100	ND	P	Spiromesifen	30	100	ND	P
Etoxazole	30	100	ND	P	Spirotetramat	30	100	ND	P
Fenhexamid	30	100	ND	P	Spiroxamine	30	100	ND	P
Fenoxycarb	30	100	ND	P	Tebuconazole	30	100	ND	P
Fenpyroximate	30	100	ND	P	Thiacloprid	30	100	ND	P
Fipronil	30	100	ND	P	Thiamethoxam	30	100	ND	P
Flonicamid	30	100	ND	P	Trifloxystrobin	30	100	ND	P
Fludioxonil	30	100	ND	P					

ND = Not Detected; NT = Not Tested; LOD = Limit of Detection; LOQ = Limit of Quantitation; P = Pass; F = Fail; RL = Reporting Limit; Values over action limits may be estimates



 Generated By: Ryan Bellone
 Commercial Director
 Date: 08/27/2025



 Tested By: Chris Farman
 Scientist
 Date: 08/27/2025


Bhumicanna 90mg D9/CBD/CBG Pain

 Sample ID: SA-250815-67160
 Batch: BH081425PN
 Type: Finished Product - Ingestible
 Matrix: Edible - Gummy
 Unit Mass (g):

 Received: 08/18/2025
 Completed: 08/27/2025

Mycotoxins by LC-MS/MS

Analyte	LOD (ppb)	LOQ (ppb)	Result (ppb)	P/F
B1	1	5	ND	P
B2	1	5	ND	P
G1	1	5	ND	P
G2	1	5	ND	P
Ochratoxin A	1	5	ND	P

ND = Not Detected; NT = Not Tested; LOD = Limit of Detection; LOQ = Limit of Quantitation; P = Pass; F = Fail; RL = Reporting Limit; Values over action limits may be estimates



 Generated By: Ryan Bellone
 Commercial Director
 Date: 08/27/2025



 Tested By: Chris Farman
 Scientist
 Date: 08/27/2025


Bhumicanna 90mg D9/CBD/CBG Pain

Sample ID: SA-250815-67160
 Batch: BH081425PN
 Type: Finished Product - Ingestible
 Matrix: Edible - Gummy
 Unit Mass (g):

Received: 08/18/2025
 Completed: 08/27/2025


Microbials by PCR and Plating

Analyte	LOD (CFU/g)	Result (CFU/g)	Result (Qualitative)	P/F
Total aerobic count	10	ND		P
Total coliforms	10	ND		P
Generic E. coli	10	ND		P
Salmonella spp.	1		Not Detected per 1 gram	P
Shiga-toxin producing E. coli (STEC)	1		Not Detected per 1 gram	P

ND = Not Detected; NT = Not Tested; LOD = Limit of Detection; LOQ = Limit of Quantitation; CFU = Colony Forming Units; P = Pass; F = Fail; RL = Reporting Limit



Generated By: Ryan Bellone
 Commercial Director
 Date: 08/27/2025



Tested By: Sara Cook
 Laboratory Technician
 Date: 08/22/2025



Bhumicanna 90mg D9/CBD/CBG Pain

 Sample ID: SA-250815-67160
 Batch: BH081425PN
 Type: Finished Product - Ingestible
 Matrix: Edible - Gummy
 Unit Mass (g):

 Received: 08/18/2025
 Completed: 08/27/2025


Residual Solvents by HS-GC-MS

Analyte	LOD (ppm)	LOQ (ppm)	Result (ppm)	P/F	Analyte	LOD (ppm)	LOQ (ppm)	Result (ppm)	P/F
Acetone	167	500	ND	P	Ethylene Oxide	0.5	1	ND	P
Acetonitrile	14	41	ND	P	Heptane	167	500	ND	P
Benzene	0.5	1	ND	P	n-Hexane	10	29	ND	P
Butane	167	500	ND	P	Isobutane	167	500	ND	P
1-Butanol	167	500	ND	P	Isopropyl Acetate	167	500	ND	P
2-Butanol	167	500	ND	P	Isopropyl Alcohol	167	500	ND	P
2-Butanone	167	500	ND	P	Isopropylbenzene	167	500	ND	P
Chloroform	2	6	ND	P	Methanol	100	300	ND	P
Cyclohexane	129	388	ND	P	2-Methylbutane	10	29	ND	P
1,2-Dichloroethane	0.5	1	ND	P	Methylene Chloride	20	60	ND	P
1,2-Dimethoxyethane	4	10	ND	P	2-Methylpentane	10	29	ND	P
Dimethyl Sulfoxide	167	500	ND	P	3-Methylpentane	10	29	ND	P
N,N-Dimethylacetamide	37	109	ND	P	n-Pentane	167	500	ND	P
2,2-Dimethylbutane	10	29	ND	P	1-Pentanol	167	500	ND	P
2,3-Dimethylbutane	10	29	ND	P	n-Propane	167	500	ND	P
N,N-Dimethylformamide	30	88	ND	P	1-Propanol	167	500	ND	P
2,2-Dimethylpropane	167	500	ND	P	Pyridine	7	20	ND	P
1,4-Dioxane	13	38	ND	P	Tetrahydrofuran	24	72	ND	P
Ethanol	167	500	ND	P	Toluene	30	89	ND	P
2-Ethoxyethanol	6	16	ND	P	Trichloroethylene	3	8	ND	P
Ethyl Acetate	167	500	ND	P	Xylenes (o-, m-, and p-)	73	217	ND	P
Ethyl Ether	167	500	ND	P					
Ethylbenzene	3	7	ND	P					

ND = Not Detected; NT = Not Tested; LOD = Limit of Detection; LOQ = Limit of Quantitation; P = Pass; F = Fail; RL = Reporting Limit; Values over action limits may be estimates



 Generated By: Ryan Bellone
 Commercial Director
 Date: 08/27/2025



 Tested By: Kelsey Rogers
 Scientist
 Date: 08/21/2025
